



Index

Mechanical Digital



• Asec Locks 660



• Codelock Locks & Spares 660 - 667



• Era Locks 668 - 669



• Keylex Locks 669 - 670



• Lockey Locks & Spares 670 - 674



• Lockwood Locks 675



• Simplex Unican Locks
& Spares 676 - 694



• Union Rebate Sets 694



AS2300 Mechanical Push Button Lock

- Outside Operation : Thumbturn on entry of code
 Inside Operation : Thumbturn free exit
 Number Of Codes : One - always prefixed by 'C'
 Combinations : Several thousand
 Code Length : 4 to 7 digits
 Holdback : Yes (optional holdback facility)
 Latch : Standard 60mm latch
 Finishes : SC

OPERATION

- Mechanical retraction of latch upon entry of code.
- Non sequential code.

FEATURES

- For internal applications.
- Easy code change.
- Simple installation.
- Light commercial/domestic use.
- Suitable for 35-65mm thick doors.
- For rebated doors see Associated Products.



PRODUCT CODES

- AS2300 - SC Boxed
 AS2303 - SC Visi

ASSOCIATED PRODUCTS

- L5900 - 60mm Latch
 L13381 - 50mm Latch
 L656 - SC 13mm 9094 Rebate
 L655 - PB 13mm 9094 Rebate
 L658 - SC 25mm 9094 Rebate
 L657 - PB 25mm 9094 Rebate



AS2301 Mechanical Push Button Lock

- Outside Operation : Thumbturn on entry of code
 Inside Operation : Thumbturn free exit
 Number Of Codes : One - always prefixed by 'C'
 Combinations : Several thousand
 Code Length : 4 to 7 digits
 Holdback : Yes (optional holdback facility)
 Latch : Standard 60mm latch
 Finishes : PB

OPERATION

- Mechanical retraction of latch upon entry of code.
- Non sequential code.

FEATURES

- For internal applications.
- Easy code change.
- Simple installation.
- Light commercial/domestic use.
- Suitable for 35-65mm thick doors.
- For rebated doors see Associated Products.



PRODUCT CODES

- AS2301 - PB Boxed
 AS2304 - PB Visi

ASSOCIATED PRODUCTS

- L5900 - 60mm Latch
 L13381 - 50mm Latch
 L656 - SC 13mm 9094 Rebate
 L655 - PB 13mm 9094 Rebate
 L658 - SC 25mm 9094 Rebate
 L657 - PB 25mm 9094 Rebate



Narrow Style Push Button Lock

- Outside Operation : Lever handle on entry of code
 Inside Operation : Lever handle
 Number Of Codes : One - always prefixed by 'C'
 Combinations : Over 8000 code options
 Code Length : 1 to 7 digits
 Holdback : No
 Latch : N/A
 Finishes : SS

OPERATION

- Mechanical retraction of latch upon entry code or key.
- Key to lock out.
- Non-Sequential code.

FEATURES

- PVD weather resistant.
- Non handed.
- Protective clutch mechanism.
- Full size lever handle (knob option available)
- Medium duty mechanical lock.
- Suitable for use with aluminium doors.
- Code free option available.
- Designed to be retrofitted to Adams Rite or similar style Mortice latch locks.



PRODUCT CODES

- L15048 - 0460 SS lock, screw in cylinder
 L15059 - 0475 SS lock, euro cylinder

ASSOCIATED PRODUCTS

- L550 - 4710 Adams Rite
 22mm Deadlatch
 4332 - 4710 Adams Rite
 24mm Deadlatch
 4336 - 4710 Adams Rite
 28mm Deadlatch
 4337 - 4710 Adams Rite
 38mm Deadlatch



150 Mechanical Push Button Lock


Outside Operation : Thumbturn on entry of code
 Inside Operation : Thumbturn turn free exit
 Number Of Codes : One - always prefixed by 'C'
 Combinations : Several thousand
 Code Length : 4 to 7 digits
 Holdback : No
 Latch : Standard 60mm latch
 Finishes : SC, PB

OPERATION

- Mechanical retraction of latch upon entry of code.
- Non sequential code.

FEATURES

- For internal applications.
- Easy code change.
- Simple installation.
- Light commercial/domestic use.
- Suitable for 35-65mm thick doors.
- For rebated doors see Associated Products.



PRODUCT CODES

L12831 - SC Boxed
 L15609 - PB Boxed

ASSOCIATED PRODUCTS

L5900 - 60mm Latch
 L13381 - 50mm Latch
 L656 - SC 13mm 9094 Rebate
 L655 - PB 13mm 9094 Rebate
 L658 - SC 25mm 9094 Rebate
 L657 - PB 25mm 9094 Rebate



155 Mechanical Push Button Lock

Outside Operation : Thumbturn on entry of code
 Inside Operation : Thumbturn free exit
 Number Of Codes : One - always prefixed by 'C'
 Combinations : Several thousand
 Code Length : 4 to 7 digits
 Holdback : Yes
 Latch : Standard 60mm latch
 Finish : SC

OPERATION

- Mechanical retraction of latch upon entry of code.
- Non sequential code.
- Hold open snib.

FEATURES

- For internal applications.
- Easy code change.
- Simple installation.
- Light commercial/domestic use.
- Suitable for 35-65mm thick doors.
- For rebated doors see Associated Products.



PRODUCT CODES

L12832 - SC Boxed

ASSOCIATED PRODUCTS

L5900 - 60mm Latch
 L13381 - 50mm Latch
 L656 - SC 13mm 9094 Rebate
 L655 - PB 13mm 9094 Rebate
 L658 - SC 25mm 9094 Rebate
 L657 - PB 25mm 9094 Rebate



250 Mechanical Push Button Lock

Outside Operation : Thumbturn on entry of code
 Inside Operation : Small lever handle - free exit
 Number Of Codes : One - always prefixed by 'C'
 Combinations : Several thousand
 Code Length : 4-6 digits
 Holdback : No
 Latch : Standard 60mm latch
 Finishes : SS, PB

OPERATION

- Mechanical retraction of latch upon entry of code.
- Non-sequential code.

FEATURES

- Non handed units.
- Reversible latch.
- Protective clutch mechanism.
- Suitable for 35-65mm thick doors.
- Weather resistant PVD.
- Mortice latch.
- For rebated doors see Associated Products.



PRODUCT CODES

L6994 - 250 SS Lock
 L6995 - 250 PB Lock

ASSOCIATED PRODUCTS

L8526 - Plate B2250 SS Back Lever
 L8527 - Plate B2250 PB Back Lever
 L5900 - 60mm Latch
 L13381 - 50mm Latch
 L656 - SC 13mm 9094 Rebate
 L655 - PB 13mm 9094 Rebate
 L658 - SC 25mm 9094 Rebate
 L657 - PB 25mm 9094 Rebate



255 Mechanical Push Button Lock

Outside Operation : Thumbturn on entry of code
 Inside Operation : Small lever handle - free exit
 Number Of Codes : One - always prefixed by 'C'
 Combinations : Several thousand
 Code Length : 4-6 digits
 Holdback : Yes
 Latch : Standard 60mm latch
 Finishes : SS, PB

OPERATION

- Mechanical retraction of latch upon entry of code.
- Non-sequential code.

FEATURES

- Non handed units.
- Reversible latch.
- Protective clutch mechanism.
- Suits 35-65mm thick doors.
- Weather resistant PVD.
- Mortice latch with hold open.
- For rebated doors see Associated Products.



PRODUCT CODES

L6996 - 255 SS Lock
 L6997 - 255 PB Lock

ASSOCIATED PRODUCTS

L5900 - 60mm Latch
 L13381 - 50mm Latch
 L8528 - Plate B2255 SS Back Lever + Snib
 L8529 - Plate B2255 PB Back Lever + Snib
 L656 - SC 13mm 9094 Rebate
 L655 - PB 13mm 9094 Rebate
 L658 - SC 25mm 9094 Rebate
 L657 - PB 25mm 9094 Rebate



255 Push Button Lock with Key Override

Outside Operation : Thumbturn on entry of code or by key
 Inside Operation : Free exit
 Number Of Codes : One - always prefixed by 'C'
 Combinations : Several thousand
 Code Length : 4-6 digits
 Holdback : Yes
 Latch : Standard 60mm latch
 Finish : SS

OPERATION

- Mechanical retraction of latch upon entry of correct code or operation by key.
- Non-sequential code.

FEATURES

- Non handed units.
- Reversible latch.
- Protective clutch mechanism.
- Suits 35-65mm thick doors.
- Key override.
- Weather resistant PVD.
- Mortice latch with hold open and key override.
- For rebated doors see Associated Products.



PRODUCT CODES

L12173 - 255KO SS Lock

ASSOCIATED PRODUCTS

6265 - SH3 Blank
 L5900 - 60mm Latch
 L13381 - 50mm Latch
 L8528 - Plate B2255 SS Back Lever + Snib
 L8529 - Plate B2255 PB Back Lever + Snib
 L656 - SC 13mm 9094 Rebate
 L655 - PB 13mm 9094 Rebate
 L658 - SC 25mm 9094 Rebate
 L657 - PB 25mm 9094 Rebate

* Also available Keyed Alike as a Special Order



290 Back to Back Push Button Lock

Outside Operation : Thumbturn on entry of code
 Inside Operation : Thumbturn on entry of code
 Number Of Codes : One - always prefixed by 'C'
 Combinations : Several thousand
 Code Length : 4-6 digits
 Holdback : No
 Latch : Standard 60mm latch
 Finish : SS

OPERATION

- Mechanical retraction of latch upon entry of correct code.
- Non-sequential code.

FEATURES

- Non handed units.
- Reversible latch.
- Protective clutch mechanism.
- Digital keypad for entry/exit.
- Suits 35-65mm thick doors.
- Weather resistant PVD.
- Mortice latch.
- For rebated doors see Associated Products.



PRODUCT CODES

L12174 - 290BB SS Lock

ASSOCIATED PRODUCTS

L5900 - 60mm Latch
 L13381 - 50mm Latch
 L656 - SC 13mm 9094 Rebate
 L655 - PB 13mm 9094 Rebate
 L658 - SC 25mm 9094 Rebate
 L657 - PB 25mm 9094 Rebate



415 Push Button Lock

Outside Operation : Lever handle on entry of code
 Inside Operation : Lever handle
 Number Of Codes : One - always prefixed by 'C'
 Combinations : Total of 8,191
 Code Length : 4-6 digits
 Holdback : Yes
 Latch : Medium duty SS latch
 Finish : SS

OPERATION

- Mechanical retraction of latch upon entry of code.
- Non-sequential code.

FEATURES

- Standard 60mm latch.
- Non handed units.
- Medium duty code lock for internal and external use.
- Weather resistant PVD.
- Protective clutch mechanism.
- Code free option.
- Suits 35-65mm thick doors.
- For rebated doors see Associated Products.
- 8mm square spindle.



L13708

Case Depth Required	Backset	Height	Width	Weather Resistant
85	60	161	41	✓

PRODUCT CODES

L13708 - 415 SS Lock

* Also available in PB as a Special Order

ASSOCIATED PRODUCTS

L656 - SC 13mm 9094 Rebate
 L655 - PB 13mm 9094 Rebate
 L658 - SC 25mm 9094 Rebate
 L657 - PB 25mm 9094 Rebate



425 Push Button Lock with Sash Lock

Outside Operation : Lever handle on entry of code
 Inside Operation : Lever handle
 Number Of Codes : One - always prefixed by 'C'
 Combinations : Total of 8,191
 Code Length : 4-6 digits
 Holdback : Yes
 Latch : Euro profile mortice sash lock with dead bolt and latch bolt
 Finish : SS

OPERATION

- Mechanical retraction of latch upon entry of code.
- Mortice latch with code free entry option.
- Non-sequential code.
- Key override.

FEATURES

- Non handed units.
- Medium duty code lock for internal and external use.
- Weather resistant PVD.
- Protective clutch mechanism.
- Code free option.
- Safety feature ensures that the inside lever will retract the deadbolt & latch.
- Suits 35-65mm thick doors.
- 8mm square spindle.



L13709

Case Depth Required	Backset	Height	Width	Weather Resistant
85	55	161	41	✓

PRODUCT CODES

L13709 - 425 SS Lock

* Also available in PB as a Special Order

Key Blank Ref: YA5



CL 500PK Mechanical Push Button Lock


Outside Operation : Lever handle on entry of code
 Inside Operation : Panic latch
 Number Of Codes : One - always prefixed by 'C'
 Combinations : Several thousand
 Code Length : 4-6 digits
 Holdback : No
 Finish : SS

OPERATION

- Mechanical retraction of latch upon entry of correct code.
- Non-sequential code.
- To suit Briton or ASEC panic latch (not supplied).

FEATURES

- Non handed units.
- Protective clutch mechanism.
- Weather resistant PVD.
- Front part only.



L14374

Case Depth Required	Backset	Height	Width	Weather Resistant
85	60	177	48	✓

PRODUCT CODES

L14374 - CL 500 Panic Kit

Suitable escape devices

Push Pad

2296 - Briton 1438 LH
 2297 - Briton 1438 RH
 AS3105 - ASEC LH
 AS3106 - ASEC RH

Panic Latch

L4084 - Briton 378 LH
 L4085 - Briton 378 RH
 AS3101 - ASEC LH
 AS3102 - ASEC RH



500/505 Mechanical Push Button Lock

Outside Operation : Lever handle on entry of code
 Inside Operation : Lever handle
 Number Of Codes : One - always prefixed by 'C'
 Combinations : Total of 8,191
 Code Length : 4-6 digits
 Holdback : No
 Latch : N/A - (Not supplied)
 Finish : SS

OPERATION

- Mechanical retraction of latch upon entry code.
- Non-sequential code.

FEATURES

- Non handed units.
- Heavy duty codelock for external or internal use.
- Weather resistant PVD.
- Protective clutch mechanism.
- Suits 35-65mm thick doors.
- For use with existing lock.
- 505 - as 500 but with code free entry option via keypad.



PRODUCT CODES

L13127 - 500 SS Lock
 L13654 - 505 SS Lock with
 Code Free Entry

* Also available in PB as a Special Order



510/515 Mechanical Push Button Lock

Outside Operation : Lever handle on entry of code
 Inside Operation : Lever handle
 Number Of Codes : One - always prefixed by 'C'
 Combinations : Total of 8,191
 Code Length : 4-6 digits
 Holdback : No
 Latch : 60mm latch
 Finish : SS

OPERATION

- Mechanical retraction of latch upon entry of code.
- Non-sequential code.

FEATURES

- 8mm square spindle.
- Non handed units.
- Heavy duty codelock for internal and external use.
- Weather resistant PVD.
- Protective clutch mechanism.
- With Mortice latch.
- Suits 35-65mm thick doors.
- 515 - as 510 but with code free entry option via keypad.
- For rebated doors see Associated Products.



PRODUCT CODES

L13907 - 510 SS Lock
 L16656 - 510 SS Back to Back Lock
 L13908 - 515 SS Lock
 with Code Free Entry Option

* Also available in PB as a Special Order

ASSOCIATED PRODUCTS

L656 - SC 13mm 9094 Rebate
 L655 - PB 13mm 9094 Rebate
 L658 - SC 25mm 9094 Rebate
 L657 - PB 25mm 9094 Rebate



520/525 Push Button Lock with Mortice Sash Lock

Outside Operation : Lever handle on entry of code
 Inside Operation : Lever handle
 Number Of Codes : One - always prefixed by 'C'
 Combinations : Total of 8,191
 Code Length : 4-6 digits
 Holdback : No
 Latch : Euro profile mortice sash lock with dead bolt and latch bolt
 Finish : SS

OPERATION

- Outside lever handle will retract the latch after a correct code is entered.
- Non-sequential codes.

FEATURES

- Non handed units.
- Heavy duty codelock for internal and external use.
- Weather resistant PVD.
- Protective clutch mechanism.
- Safety feature ensures inside lever will retract deadbolt & latch.
- 525 - as with 520 but with code free entry option via keypad.
- Suits doors 35-65mm thick.



PRODUCT CODES

L13909 - 520 SS Lock
 L13653 - 525 Code Free Entry
 SS Lock

* Also available in PB as a Special Order

Key Blank Ref:YA5



CL600PK Mechanical Push Button Lock

Outside Operation : Lever handle on entry of code
 Inside Operation : Panic latch
 Number Of Codes : One - always prefixed by 'C'
 Combinations : Total 8,191
 Code Length : 4-6 digits
 Holdback : No
 Finish : SS

OPERATION

- Mechanical retraction of latch upon entry of correct code or via key override.
- Non-sequential code.
- To suit Briton or ASEC panic latch (not supplied).

FEATURES

- Easy code change from front.
- Non handed units.
- Protective clutch mechanism.
- Weather resistant PVD.
- Front part only.



L17073

PRODUCT CODES

L17073 - CL600 Panic Kit

Suitable escape devices

Push Pad

2296 - Briton 1438 LH
 2297 - Briton 1438 RH
 AS3105 - ASEC LH
 AS3106 - ASEC RH

Panic Latch

L4084 - Briton 378 LH
 L4085 - Briton 378 RH
 AS3101 - ASEC LH
 AS3102 - ASEC RH



CL600/CL605 Mechanical Push Button Lock

Outside Operation : Lever handle on entry of code
 Inside Operation : Lever handle
 Number Of Codes : One - always prefixed by 'C'
 Combinations : Total of 8,191
 Code Length : 4-6 digits
 Holdback : No
 Latch : N/A - (Not supplied)
 Finish : SS

OPERATION

- Mechanical retraction of latch upon entry of correct code or via key override.
- Non-sequential code.

FEATURES

- Easy code change from front.
- Non handed units.
- Heavy duty codelock for external or internal use.
- Weather resistant PVD.
- Protective clutch mechanism.
- Suits 35-65mm thick doors.
- For use with existing lock.
- 605 - as 600 but with code free entry option via keypad.



L17067

PRODUCT CODES

L17067 - CL600 SS BS Lock
 L17068 - CL605 SS BS Lock with Code Free Entry

* Also available in PB as a Special Order



CL610/CL615 Mechanical Push Button Lock

Outside Operation : Lever handle on entry of code
 Inside Operation : Lever handle
 Number Of Codes : One - always prefixed by 'C'
 Combinations : Total of 8,191
 Code Length : 4-6 digits
 Holdback : No
 Latch : 60mm latch
 Finish : SS

OPERATION

- Mechanical retraction of latch upon entry of correct code or via key override.
- Non-sequential code.

FEATURES

- Easy code change from front.
- 8mm square spindle.
- Non handed units.
- Heavy duty codelock for internal and external use.
- Weather resistant PVD.
- Protective clutch mechanism.
- With Mortice latch.
- Suits 35-65mm thick doors.
- 615 - as 610 but with code free entry option via keypad.
- For rebated doors see Associated Products.



L17069

PRODUCT CODES

L17069 - CL610 SS Lock
 L17070 - CL615 SS Lock with Code Free Entry Option

* Also available in PB as a Special Order

ASSOCIATED PRODUCTS

L656 - SC 13mm 9094 Rebate
 L655 - PB 13mm 9094 Rebate
 L658 - SC 25mm 9094 Rebate
 L657 - PB 25mm 9094 Rebate



CL620/CL625 Push Button Lock with Mortice Sash Lock

- Outside Operation : Lever handle on entry of code
Inside Operation : Lever handle
Number Of Codes : One - always prefixed by 'C'
Combinations : Total of 8,191
Code Length : 4-6 digits
Holdback : No
Latch : Euro profile mortice sash lock with dead bolt and latch bolt
Finish : SS

OPERATION

- Mechanical retraction of latch upon entry of correct code or via key override.
- Non-sequential codes.

FEATURES

- Easy code change from front.
- Non handed units.
- Heavy duty codelock for internal and external use.
- Weather resistant PVD.
- Protective clutch mechanism.
- Safety feature ensures inside lever will retract deadbolt & latch.
- 625 - as with 620 but with code free entry option via keypad.
- Suits doors 35-65mm thick.



PRODUCT CODES

- L17071 - CL620 SS BS Lock
L17072 - CL625 SS BS Code Free Entry


* Also available in PB as a Special Order



Mortice Deadlatch

FEATURES

- 50mm backset
- 60mm backset
- Suits AS2300 / AS2301 Series, CL100 Series, CL200 Series.



L5900

PRODUCT CODES

- L5900 - 60mm Backset SS Latch
- L13381 - 50mm Backset SS Latch



Mortice Deadlatch

FEATURES

- 60mm backset
- 70mm backset
- Suits 400, 500, 600 Series.
- Square drive.



L17226

PRODUCT CODES

- L17226 - 60mm Backset SS Latch
- L17262 - 70mm Backset SS Latch



Internal Back Plate for CL200 Series

FEATURES

- Backplate only.
- No holdback.
- Weather resistant PVD.



L8526

PRODUCT CODES

- L8526 - B2250 SS Backplate
- L8527 - B2250 PB Backplate



Internal Back Plate for CL200 Series

FEATURES

- Backplate only.
- With holdback.
- Weather resistant PVD.



L8529

PRODUCT CODES

- L8528 - B2255 SS Backplate
- L8529 - B2255 PB Backplate

IMPORTANT

When changing codes on Asec, Codelocks, Era (290 & 291), Lockey & Lockwood, always hold the 'C' button in while adding & removing tumblers.

Make sure tumbler has colour showing & square cut out is towards outer edge of case.



290 Mechanical Push Button Lock

Outside Operation : Thumbturn on entry of code
 Inside Operation : Small lever handle - free exit
 Number Of Codes : One always prefixed by C
 Combinations : Several thousand
 Code Length : 4 to 6
 Holdback : No
 Latch : Standard 60mm latch
 Finishes : SC, PB

OPERATION

- Mechanical retraction of latch upon entry of code.
- Non-sequential code.

FEATURES

- Non handed units.
- Reversible latch.
- Protective clutch mechanism.
- Suits 35-50mm thick doors.
- Suitable for internal and external applications.
- For rebated doors see Associated Products.



PRODUCT CODES

L11821 - 290-51 SC Lock
 L11822 - 290-31 PB Lock

ASSOCIATED PRODUCTS

8455 - 60mm Latch
 L5295 - 70mm Latch
 L8376 - Knob Return Spring
 L5169 - Spine
 L656 - SC 13mm 9094 Rebate
 L655 - PB 13mm 9094 Rebate
 L658 - SC 25mm 9094 Rebate
 L657 - PB 25mm 9094 Rebate



291 Mechanical Push Button Lock

Outside Operation : Thumbturn on entry of code
 Inside Operation : Small lever handle - free exit
 Number Of Codes : One always prefixed by C
 Combinations : Several thousand
 Code Length : 4 to 6
 Holdback : Yes
 Latch : Standard 60mm latch
 Finish : SC

OPERATION

- Mechanical retraction of latch upon entry of code.
- Non-sequential code.

FEATURES

- Non handed units.
- Reversible latch.
- Protective clutch mechanism.
- Suits 35-50mm thick doors.
- Suitable for internal and external applications.
- For rebated doors see Associated Products.



PRODUCT CODES

L11823 - 291-51 SC Lock

ASSOCIATED PRODUCTS

8455 - 60mm Latch
 L5295 - 70mm Latch
 L8376 - Knob Return Spring
 L5169 - Spine
 L656 - SC 13mm 9094 Rebate
 L655 - PB 13mm 9094 Rebate
 L658 - SC 25mm 9094 Rebate
 L657 - PB 25mm 9094 Rebate



295 Mechanical Push Button Lock

Outside Operation : Thumbturn on entry of code
 Inside Operation : Thumbturn - free exit
 Number Of Codes : One always prefixed by C
 Combinations : Several thousand
 Code Length : 4 to 6
 Holdback : No
 Latch : Standard 60mm latch
 Finish : Grey

OPERATION

- Mechanical retraction of latch upon entry of code.
- Non-sequential code.

FEATURES

- Non handed units.
- Reversible latch.
- Protective clutch mechanism.
- Non-corrosive toughened plastic casing.
- Suits 35-50mm thick doors.
- For rebated doors see Associated Products.



PRODUCT CODES

L9265 - 295-41 Grey Lock

ASSOCIATED PRODUCTS

L656 - SC 13mm 9094 Rebate
 L655 - PB 13mm 9094 Rebate
 L658 - SC 25mm 9094 Rebate
 L657 - PB 25mm 9094 Rebate



296 Mechanical Push Button Lock

Outside Operation : Thumbturn on entry of code
 Inside Operation : Thumbturn - free exit
 Number Of Codes : One always prefixed by C
 Combinations : Several thousand
 Code Length : 4 to 6
 Holdback : Yes
 Latch : Standard 60mm latch
 Finish : Grey

OPERATION

- Mechanical retraction of latch upon entry of code.
- Non-sequential code.

FEATURES

- Non handed units.
- Reversible latch.
- Protective clutch mechanism.
- Non-corrosive toughened plastic casing.
- Suits 35-50mm thick doors.
- For rebated doors see Associated Products.



PRODUCT CODES

L9264 - 296-41 Grey Lock with Turn and Snib

KEYLEX 500 Narrow Style Push Button Lock

Outside Operation : Lever handle on entry of code
 Inside Operation : Lever handle free exit
 Number Of Codes : One always prefixed by C
 Combinations : Over 4,000
 Code Length : Up to 12 digits
 (recommended 3 to 6 digits)
 Holdback : Free passage facility
 Latch : Adjustable 60mm - 70mm latch
 Finish : SC

OPERATION

- Mechanical retraction of latch upon entry of code.
- Medium duty.
- Non-sequential code.

FEATURES

- Ideal for low security internal door installations.
- Allows free passage from both sides at code users discretion.
- Passage function facility achieves same results as holdback.
- High quality tubular deadlocking latch ensures secured re-locking everytime.
- Anti-thrust snib on latch.
- Suits doors 30-45mm (optional up to 75mm).
- Free exit - provides escape from the inside.
- Now available with built in slipping clutch mechanism.



PRODUCT CODES

L13920 - K500 SC Lock

ASSOCIATED PRODUCTS

Rebate kits - 13mm, 19mm and 25mm
 two part rebate kits are available for double door applications.

Passage set facility available on
 Special order.
 Order code: K700.FPSC

KEYLEX 700 Narrow Style Push Button Lock


Outside Operation : Lever handle on entry of code
 Inside Operation : Lever handle free exit
 Number Of Codes : One always prefixed by C
 Combinations : Over 4,000
 Code Length : Up to 12 digits
 (recommended 3 to 6 digits)
 Holdback : No
 Key Override : Euro profile cylinder
 Finish : SC

OPERATION

- Mechanical retraction of latch upon entry of code.
- Non-sequential code.

FEATURES

- High security - external or internal door installations.
- Provides escape from inside, without code entry.
- Ideal for external doors & on any door where a euro profile keying system is required.
- Suit any sash lock with 70-72mm backset.
- 90-92mm centres available as special order.
- Suits doors 30-50mm (up to 75mm optional) thick.
- Particularly suited for use with aluminium or hollow metal sections.
- Door style and backset as per the chosen latch.
- Now available with built in slipping clutch mechanism.
- Suitable for 8mm spindle.
- Cylinder not included.



PRODUCT CODES

L13919 - K700 SC Lock with Euro Profile Cylinder

ASSOCIATED PRODUCTS

Rebate kits - 13mm, 19mm and 25mm
 two part rebate kits are available for double door applications.

Special order only.

KEYLEX 2100 Heavy Duty Mechanical Push Button Lock

Outside Operation : Knob turn on entry of code
 Inside Operation : Knob turn free exit
 Number Of Codes : One always prefixed by C
 Combinations : Over 16,000
 Code Length : Up to 14 digits
 (recommended 3 to 6 digits)
 Holdback : Passage function facility
 Latch : High quality mortice deadlocking latch
 Finish : SC

OPERATION

- Mechanical retraction of latch upon entry of code.
- Heavy duty mechanism.
- Non-sequential code.

FEATURES

- High security - external or internal door installations.
- Allows free passage from both sides at code users discretion.
- Free passage function facility achieves same results as holdback.
- Free exit provides escape from the inside without code entry regardless of the lock status.
- Built in slipping clutch mechanism.
- Anti-thrust snib on double throw latch.
- Suits doors 28-58mm thick.



L13918

Case Depth Required	Backset	Height	Width	Weather Resistant
114	76	226	75	✓

PRODUCT CODES

L13918 - K2100 SC Lock

ASSOCIATED PRODUCTS

Rebate kits - 13mm, 19mm and 25mm
 two part rebate kits are available for double door applications.

Special order only.



1150 Mechanical Push Button Lock

Outside Operation : Lever handle on entry of code
 Inside Operation : Passage set option - free access
 Number Of Codes : One - always prefixed by 'C'
 Combinations : Several thousand
 Code Length : 4 to 6
 Holdback : Passage set facility
 Latch : Heavy duty 10mm Mortice auto deadlatch
 Finish : SC

OPERATION

- Mechanical retraction of bolt upon entry of code or by passage set mode giving free access.
- Non-sequential code.

FEATURES

- Handed units.
- Reversible bolt.
- Protective clutch mechanism.
- Passage set facility.
- Suits 35-55mm thick doors.
- For rebated doors see Associated Products.



L9397

Case Depth Required	Backset	Height	Width	Weather Resistant
88	60	186	55	✓

PRODUCT CODES

L9420 - 1150R SC Lock
 (right hand)
 L9397 - 1150L SC Lock
 (left hand)

ASSOCIATED PRODUCTS

L5169 - Combination spines
 L656 - SC 13mm 9094 Rebate
 L655 - PB 13mm 9094 Rebate
 L658 - SC 25mm 9094 Rebate
 L657 - PB 25mm 9094 Rebate



2200 Mechanical Push Button Lock

Outside Operation : Thumbturn on entry of code
 Inside Operation : By thumbturn - free exit
 Number Of Codes : One - always prefixed by 'C'
 Combinations : Several thousand
 Code Length : 4 to 6
 Holdback : N/A
 Latch : 20mm rim deadbolt
 Finishes : SC, PB

OPERATION

- Mechanical retraction of bolt upon entry of code.
- Non-sequential code.

FEATURES

- Non-handed units.
- Protective clutch mechanism.
- Suitable for rebated doors.
- Suits 35-55mm thick doors.



8479

Case Depth Required	Backset	Height	Width	Weather Resistant
80	60	142	40	✓

PRODUCT CODES

8479 - 2200 SC Lock
 8474 - 2200 PB Lock

ASSOCIATED PRODUCTS

L5169 - Combination spines



2210 Mechanical Push Button Lock

Outside Operation : Thumbturn on entry of code
 Inside Operation : By thumbturn - free exit
 Number Of Codes : One - always prefixed by 'C'
 Combinations : Several thousand
 Code Length : 4 to 6
 Holdback : N/A
 Latch : Medium duty 10mm mortice deadbolt
 Finish : SC

OPERATION

- Mechanical retraction of bolt upon entry of code.
- Non-sequential code.

FEATURES

- Non-handed units.
- Reversible bolt.
- Protective clutch mechanism.
- Suits 35-55mm thick doors.
- For rebated doors see Associated Products.



8485

PRODUCT CODES

8485 - 2210 SC Lock

ASSOCIATED PRODUCTS

L5169 - Combination spine
 L656 - SC 13mm 9094 Rebate
 L655 - PB 13mm 9094 Rebate
 L658 - SC 25mm 9094 Rebate
 L657 - PB 25mm 9094 Rebate



2230 N/L Mechanical Push Button Lock

Outside Operation : Thumbturn on entry of code
 Inside Operation : N/A
 Number Of Codes : One - always prefixed by 'C'
 Combinations : Several thousand
 Code Length : 4 to 6
 Holdback : N/A
 Latch : N/A
 Finishes : SC, PB

OPERATION

- Mechanical retraction of latch upon entry of code.
- Non-sequential code.

FEATURES

- Front digital section only.
- For replacement use.
- For use with own nightlatch case (front body only)
- Suits narrow style doors.



L5395

Note: This is the digital section only, not a complete lock.

PRODUCT CODES

L5395 - 2230NL SC Lock
 L5396 - 2230NL PB Lock



2430 Mechanical Push Button Lock

Outside Operation : Thumbturn on entry of code
 Inside Operation : Small lever handle - free exit
 Number Of Codes : One - always prefixed by 'C'
 Combinations : Several thousand
 Code Length : 4 to 6
 Holdback : N/A
 Latch : Standard 60mm latch
 Finishes : SC, PB

OPERATION

- Mechanical retraction of latch upon entry of code.
- Non-sequential code.

FEATURES

- Non-handed units.
- Reversible latch.
- Protective clutch mechanism.
- Suits 35-55mm thick doors.
- Latch bolt with "anti thrust pin".
- For rebated doors see Associated Products.



9017

PRODUCT CODES

9017 - 2430 SC Lock
 L2615 - 2430 PB Lock

ASSOCIATED PRODUCTS

8455 - 60mm Latch
 L5295 - 70mm Latch
 L8376 - Knob Return Spring
 L5169 - Spine
 L3681 - SC Internal Plate
 L3682 - PB Internal Plate
 L656 - SC 13mm 9094 Rebate
 L655 - PB 13mm 9094 Rebate
 L658 - SC 25mm 9094 Rebate
 L657 - PB 25mm 9094 Rebate



2435 Mechanical Push Button Lock

Outside Operation : Thumbturn on entry of code
 Inside Operation : Small lever handle - free exit
 Number Of Codes : One - always prefixed by 'C'
 Combinations : Several thousand
 Code Length : 4 to 6
 Holdback : Yes
 Latch : Standard 60mm latch
 Finishes : SC, PB

OPERATION

- Mechanical retraction of latch upon entry of code.
- Non-sequential code.

FEATURES

- Non-handed units.
- Reversible latch.
- Protective clutch mechanism.
- Suits 35-55mm thick doors.
- Latch bolt with "anti thrust pin".
- For rebated doors see Associated Products.



PRODUCT CODES

9024 - 2435 SC Lock
 L2616 - 2435 PB Lock

ASSOCIATED PRODUCTS

L8455 - 60mm Latch
 L5295 - 70mm Latch
 L3683 - SC Internal Backplate C/W Snib
 L3684 - PB Internal Backplate C/W Snib
 L5169 - Combination Spine
 L656 - SC 13mm 9094 Rebate
 L655 - PB 13mm 9094 Rebate
 L658 - SC 25mm 9094 Rebate
 L657 - PB 25mm 9094 Rebate



2430DS Mechanical Push Button Lock

Outside Operation : Thumbturn on entry of code
 Inside Operation : Thumbturn on entry of code
 Number Of Codes : One - always prefixed by 'C'
 Combinations : Several thousand
 Code Length : 4 to 6
 Holdback : N/A
 Latch : Standard 60mm latch
 Finish : SC

OPERATION

- Mechanical retraction of latch upon entry of code.
- Non-sequential code.

FEATURES

- Non-handed units.
- Reversible latch.
- Protective clutch mechanism.
- Digital keypad for entry/exit.
- Suits 35-55mm thick doors.
- For rebated doors see Associated Products.



PRODUCT CODES

L5166 - 2430DS SC Lock

ASSOCIATED PRODUCTS

L8455 - 60mm Latch
 L5295 - 70mm Latch
 L5169 - Combination Spine
 L656 - SC 13mm 9094 Rebate
 L655 - PB 13mm 9094 Rebate
 L658 - SC 25mm 9094 Rebate
 L657 - PB 25mm 9094 Rebate



2435K Mechanical Push Button Lock

Outside Operation : Thumbturn entry by code or key
 Inside Operation : Small lever handle - free exit
 Number Of Codes : One - always prefixed by 'C'
 Combinations : Several thousand
 Code Length : 4 to 6
 Holdback : Yes
 Latch : Standard 70mm latch
 Finishes : SC, PB

OPERATION

- Mechanical retraction of latch upon entry of code.
- Non-sequential code.

FEATURES

- Non-handed units.
- Reversible latch.
- Protective clutch mechanism.
- Suits 35-55mm thick doors.
- For rebated doors see Associated Products.



PRODUCT CODES

L4522 - 2435K SC Lock
 L4548 - 2435K PB Lock

ASSOCIATED PRODUCTS

L4685 - TI 1 Keyblank
 L8455 - 60mm Latch
 L5295 - 70mm Latch
 L3683 - SC Internal Backplate C/W Snib
 L3684 - PB Internal Backplate C/W Snib
 L5169 - Combination Spine
 L656 - SC 13mm 9094 Rebate
 L655 - PB 13mm 9094 Rebate
 L658 - SC 25mm 9094 Rebate
 L657 - PB 25mm 9094 Rebate



2500 Mechanical Push Button Lock

Outside Operation : Thumbturn on entry of code
Inside Operation : By thumbturn - free exit
Number Of Codes : One - always prefixed by 'C'
Combinations : Several thousand
Code Length : 4 to 6
Holdback : N/A
Latch : 20mm rim hookbolt
Finish : SC

OPERATION

- Mechanical retraction of bolt upon entry of code.
- Non-sequential code.

FEATURES

- Non-handed units.
- Medium duty.
- Protective clutch mechanism.
- Suits 35-55mm thick doors.
- Suitable for sliding doors.
- For wooden, aluminium & UPVC doors.



PRODUCT CODES

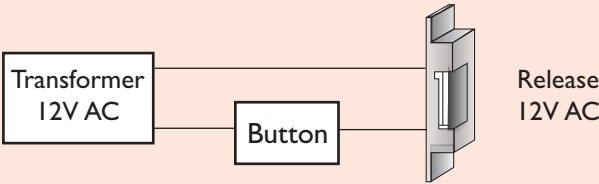
L5168 - 2500 SC Lock

HINTS & TIPS

Add a remote release to most mechanical digital locks by fitting an electric release, transformer and button.

See the Electronic Locking section for releases.

A compatibility table is shown on page 897





Mortice Deadlatch

FEATURES

- Suits 2430 & 2435 series.
- 60mm / 70mm backset.



L5295

PRODUCT CODES

- | | | |
|-------|---|-----------------------|
| 8455 | - | 60mm Backset SC Latch |
| L5295 | - | 70mm Backset SC Latch |



Mortice Deadbolt

FEATURES

- Suits 2210.
- 60mm backset.



8453

PRODUCT CODES

- | | | |
|------|---|----------------------|
| 8453 | - | 60mm Backset SC Bolt |
|------|---|----------------------|



Internal Knob Return Spring

FEATURES

- Suits Lockey internal backplate 2430 & 2435.



L8376

PRODUCT CODES

- | | | |
|-------|---|---------------|
| L8376 | - | Return Spring |
|-------|---|---------------|



Combination Spine

FEATURES

- Suits Lockey units: 1150, 2210, 2430 & 2435



L5169

PRODUCT CODES

- | | | |
|-------|---|-------------------|
| L5169 | - | Combination Spine |
|-------|---|-------------------|

HINTS & TIPS

How to increase security on mechanical digital locks.

- The longer the code the more secure it is (although not so long that the user cannot remember it!)
- Encourage users to be more discreet, i.e shielding the unit with their hand when entering the code.
- Change the code on a regular basis.



DGT002 Mechanical Push Button Lock

Outside Operation : Thumbturn on entry of code
Inside Operation : Thumbturn - free exit
Number Of Codes : One - always prefixed by 'C'
Combinations : Several thousand
Code Length : 4 to 6 digits
Holdback : Yes
Latch : Rim deadlatch
Finishes : SC, PB

OPERATION

- Mechanical retraction of latch upon entry of code.
- Non-sequential code.

FEATURES

- Non-handed units.
- Non-reversible latch.
- Protective clutch mechanism.
- Suits 28-45mm thick doors.
- Visi-packed.
- 4 hour fire tested.
- Simplified (one way) re-coding.

L3757



Case Depth Required	Backset	Height	Width	Weather Resistant
92	60	166	51	✓

PRODUCT CODES

- L3756 - 002 SC Lock - Open In
- L3757 - 002 PB Lock - Open In
- L7203 - 002 SC Lock - Open Out
- L7204 - 002 PB Lock - Open Out

KABA Simplex/Unican I011(1000-1) Lock


Outside Operation : By knob on entry of code
 Inside Operation : By knob - free exit
 Number Of Codes : One
 Combinations : 1000+
 Code Length : 1 to 5
 Holdback : N/A
 Latch : Heavy duty mortice deadlatch
 Finishes : SC, PB

OPERATION

- Mechanical retraction of latch upon entry of correct sequence of code.

FEATURES

- Non-handed.
- Reversible latch.
- Protective clutch mechanism.
- Code change by authorised personnel.
- Fast code change whilst unit fitted to door.
- Suit doors 35-57mm thick.
- For rebated doors see Associated Products.



PRODUCT CODES

2897 - I011-26D-41 Lock (1000-1 SC)
 L2931 - I011-03-41 Lock (1000-1 PB)

ASSOCIATED PRODUCTS

L656 - SC 13mm 9094 Rebate
 L655 - PB 13mm 9094 Rebate
 L658 - SC 25mm 9094 Rebate
 L657 - PB 25mm 9094 Rebate

KABA Simplex/Unican I021B (1000-2) Lock

Outside Operation : By knob on entry of code or by key
 Inside Operation : By knob - free exit
 Number Of Codes : One
 Combinations : 1000+
 Code Length : 1 to 5
 Passage Set : N/A
 Latch : Heavy duty mortice deadlatch
 Finishes : SC, PB

OPERATION

- Mechanical retraction of latch upon entry of correct sequence of code or by turning key.

FEATURES

- Non-handed.
- Reversible latch.
- Protective clutch mechanism.
- Code change by authorised personnel.
- Fast code change whilst unit fitted to door.
- Key by-pass function.
- Suit doors 35-57mm thick.
- Units can be supplied without cylinder for own suited systems.
- Units complete with cylinder include 1 control key & 2 user keys.
- For rebated doors see Associated Products.



PRODUCT CODES

6354 - I021B-26D-41 Lock (1000-2 SC)
 L2932 - I021B-03-41 Lock (1000-2 PB)
 L3913 - I021B-26D-41 Lock No Cylinder SC
 L10348 - I021B-03-41 Lock No Cylinder PB

ASSOCIATED PRODUCTS

Keyblank:

L356 - BES9 Keyblank
 L656 - SC 13mm 9094 Rebate
 L655 - PB 13mm 9094 Rebate
 L658 - SC 25mm 9094 Rebate
 L657 - PB 25mm 9094 Rebate

KABA Simplex/Unican I031(1000-3) Lock

Outside Operation : By knob on entry of code or free access - passage set mode
 Inside Operation : By knob - free exit
 Number Of Codes : One
 Combinations : 1000+
 Code Length : 1 to 5
 Passage Set : Yes (key or thumbturn)
 Latch : Heavy duty mortice deadlatch
 Finishes : SC, PB

OPERATION

- Mechanical retraction of latch upon entry of correct sequence of code or engaging passage set mode.

FEATURES

- Non-handed.
- Reversible latch.
- Protective clutch mechanism.
- Code change by authorised personnel.
- Fast code change whilst unit fitted to door.
- Passage set mode - allows free access.
- Suit doors 35-57mm thick.
- For rebated doors see Associated Products.



PRODUCT CODES

3706 - I031-26D-41 Lock (1000-3 SC)
 L2933 - I031-03-41 Lock (1000-3 PB)

ASSOCIATED PRODUCTS

L656 - SC 13mm 9094 Rebate
 L655 - PB 13mm 9094 Rebate
 L658 - SC 25mm 9094 Rebate
 L657 - PB 25mm 9094 Rebate

KABA Simplex/Unican 1041B (1000-4) Lock

- Outside Operation : By knob on entry of code, key or free access - passage set mode
- Inside Operation : By knob - free exit
- Number Of Codes : 1
- Combinations : 1000+
- Code Length : 1 to 5
- Passage Set : Yes (key or thumbturn)
- Latch : Heavy duty mortice deadlatch
- Finishes : SC, PB

OPERATION

- Mechanical retraction of latch upon entry of correct sequence of code or by turning key or engaging passage set mode.

FEATURES

- Non-handed.
- Reversible latch.
- Protective clutch mechanism.
- Code change by authorised personnel.
- Fast code change whilst unit fitted to door.
- Passage set mode - allows free access.
- Key by-pass function.
- Suit doors 35-57mm thick.
- Units can be supplied without cylinder for own suited systems.
- Units complete with cylinder include 1 control key & 2 user keys.
- For rebated doors see Associated Products.



Case Depth Required	Backset	Height	Width	Weather Resistant
110	70	187	79	✓

PRODUCT CODES

- 4917 - 1041B-26D-41 Lock (1000-4 SC)
- L2934 - 1041B-03-41 Lock (1000-4 PB)
- L3914 - 1041B-26D-41 Lock No Cylinder SC
- L10349 - 1041B-03-41 Lock No Cylinder PB

ASSOCIATED PRODUCTS

- L356 - BES9 Keyblank
- L656 - SC 13mm 9094 Rebate
- L655 - PB 13mm 9094 Rebate
- L658 - SC 25mm 9094 Rebate
- L657 - PB 25mm 9094 Rebate

KABA Simplex/Unican EE1021B/EE1011 Lock (Back to Back)

- Outside Operation : By knob on entry of code - key override
- Inside Operation : By knob on entry of code or key override
- Number Of Codes : One
- Combinations : 1000+
- Code Length : 1 to 5
- Passage Set : N/A
- Latch : Heavy duty deadlocking cylinder latch
- Finish : SC

OPERATION

- Mechanical retraction of latch upon entry of correct sequence of code.

FEATURES

- Non-handed; field reversible.
- Combination can be changed to ensure maximum security.
- One or all five buttons can be used in combinations.
- Optional key override.
- Suit door 35-57mm thick.
- For rebated doors see Associated Products.



Case Depth Required	Backset	Height	Width	Weather Resistant
110	70	187	79	✓

PRODUCT CODES

- L11942 - EE1021B-26D-41 Lock (EE1000-2 SC) (Back to Back)
- L12013 - EE1021B-26-41 Lock No Cylinder (Back to Back)

ASSOCIATED PRODUCTS

- L356 - BES9 Keyblank
- L656 - SC 13mm 9094 Rebate
- L655 - PB 13mm 9094 Rebate
- L658 - SC 25mm 9094 Rebate
- L657 - PB 25mm 9094 Rebate

KABA Simplex/Unican L1011 (L1000-1) Lock

Outside Operation : Lever handle on entry of code
 Inside Operation : Lever handle - free exit
 Number Of Codes : One
 Combinations : 1000+
 Code Length : 1 to 5
 Passage Set : N/A
 Latch : Heavy duty mortice deadlatch
 Finishes : SC, PB

OPERATION

- Mechanical retraction of latch upon entry of correct sequence of code.

FEATURES

- Handed units left (LL) or right (LR).
- Reversible latch.
- Protective clutch mechanism.
- Code change by authorised personnel.
- Fast code change whilst unit fitted to door.
- Large user friendly handle
- Suit doors 35-57mm thick.
- For rebated doors see Associated Products.



PRODUCT CODES

- L3178 - LR1011-26D-41 Lock (L1000-1RH SC)
 L3179 - LL1011-26D-41 Lock (L1000-1LH SC)
 L8450 - LR1011-03-41 Lock (L1000-1RH PB)
 L8451 - LL1011-03-41 Lock (L1000-1LH PB)

INFORMATION

Handing see page 237

- L656 - SC 13mm 9094 Rebate
 L655 - PB 13mm 9094 Rebate
 L658 - SC 25mm 9094 Rebate
 L657 - PB 25mm 9094 Rebate

KABA Simplex/Unican L1021B (L1000-2) Lock

Outside Operation : Lever handle on entry of code or by key
 Inside Operation : Lever handle - free exit
 Number Of Codes : One
 Combinations : 1000+
 Code Length : 1 to 5
 Passage Set : N/A
 Latch : Heavy duty mortice deadlatch
 Finishes : SC, PB

OPERATION

- Mechanical retraction of latch upon entry of correct sequence of code or turning of key.

FEATURES

- Handed unit left (LL) or right (LR).
- Reversible latch.
- Protective clutch mechanism.
- Code change by authorised personnel.
- Fast code change whilst unit fitted to door.
- Large user friendly handle.
- Key by-pass function.
- Suit doors 35-57mm thick.
- Can be supplied without cylinder for suited systems.
- Units complete with cylinder include 1 control key & 2 user keys.
- For rebated doors see Associated Products.



PRODUCT CODES

- L3180 - LR1021B-26D-41 Lock (L1000-2RH SC)
 L3181 - L102B-26B-26D-41 Lock (L1000-2LH SC)
 L8452 - LR1021B-03-41 Lock (L1000-2RH PB)
 L8453 - LL1021-03-41 Lock (L1000-2LH PB)
 L10353 - LR1021B-26D-41 Lock No cylinder - RH SC
 L10352 - LL1021B-26D-41 Lock No cylinder - LH SC
 L10351 - LR1021B-03-41 Lock No cylinder - RH PB
 L10350 - LL1021B-03-41 Lock No cylinder - LH PB

ASSOCIATED PRODUCTS

- L356 - BES9 Keyblank
 L656 - SC 13mm 9094 Rebate
 L655 - PB 13mm 9094 Rebate
 L658 - SC 25mm 9094 Rebate
 L657 - PB 25mm 9094 Rebate

INFORMATION

Handing see page 237

KABA Simplex/Unican L1031 (L1000-3) Lock

Outside Operation : Lever handle on entry of code or free access - passage set mode
 Inside Operation : Lever handle - free exit
 Number Of Codes : One
 Combinations : 1000+
 Code Length : 1 to 5
 Passage Set : Yes (key or thumbturn)
 Latch : Heavy duty mortice deadlatch
 Finishes : SC, PB

OPERATION

- Mechanical retraction of latch upon entry of correct sequence of code or engaging passage set mode.

FEATURES

- Handed unit left (LL) or right (LR).
- Reversible latch.
- Protective clutch mechanism.
- Code change by authorised personnel.
- Fast code change whilst unit fitted to door.
- Large user friendly handle.
- Passage set mode - allows free access.
- Suit doors 35-57mm thick.
- For rebated doors see Associated Products.



PRODUCT CODES

- L8442 - LR1031-26D-41 Lock (L1000-3RH SC)
 L8443 - LL1031-26D-41 Lock (L1000-3LH SC)
 L8454 - LR1031-03-41 Lock (L1000-3RH PB)
 L8455 - LL1031-03-41 Lock (L1000-3LH PB)

INFORMATION

Handing see page 237

KABA Simplex/Unican LI041B (LI000-4) Lock


- Outside Operation : Lever handle on entry of code or key or free access - passage set mode
- Inside Operation : Lever handle - free exit
- Number Of Codes : One
- Combinations : 1000+
- Code Length : 1 to 5
- Passage Set : Yes (key or Thumbturn)
- Latch : Heavy duty mortice deadlatch
- Finishes : SC, PB

OPERATION

- Mechanical retraction of latch upon entry of correct sequence of code, by turning key or free access (passage set mode).

FEATURES

- Handed unit left (LL) or right (LR).
- Reversible latch.
- Protective clutch mechanism.
- Code change by authorised personnel.
- Fast code change whilst unit fitted to door.
- Large user friendly handle.
- Key by-pass function.
- Passage set mode - allows free access.
- Suits doors 35-57mm thick.
- Units can be supplied without cylinder for own suited systems.
- Units complete with cylinder include 1 control key & 2 user keys.
- For rebated doors see Associated Products.



PRODUCT CODES

- L8444 - LR1041B-26D-4I Lock (LI000-4RH SC)
- L8445 - LL1041B-26D-4I Lock (LI000-4LH SC)
- L8456 - LR1041B-03-4I Lock (LI000-4RH PB)
- L8457 - LL1041B-03-4I Lock (LI000-4LH PB)
- LI0357 - LR1041B-26D-4I Lock No cylinder - RH SC
- LI0356 - LL1041B-26D-4I Lock No cylinder - LH SC
- LI0355 - LR1041B-03-4I Lock No cylinder - RH PB
- LI0354 - LL1041B-03-4I Lock No cylinder - LH PB

ASSOCIATED PRODUCTS

- L656 - SC 13mm 9094 Rebate
- L655 - PB 13mm 9094 Rebate
- L658 - SC 25mm 9094 Rebate
- L657 - PB 25mm 9094 Rebate

INFORMATION

Handing see page 237

KABA Simplex/Unican LLP1020B (LP1000) Lock


- Outside Operation : Lever handle on entry of code or key
- Inside Operation : Pad bar/crash bar - free exit
- Number Of Codes : One
- Combinations : 1000+
- Code Length : 1 to 5
- Passage Set : N/A
- Latch : Dependent on exit device used
- Finish : SC

OPERATION

- Mechanical retraction of latch upon entry of correct sequence of code or by turning of key.

FEATURES

- Handed units.
- Protective clutch mechanism.
- Fast code change whilst unit fitted to door.
- For use with surface mount panic hardware.
- Key by-pass facility.
- Suits doors 35-57mm thick.
- Units complete with cylinder include 1 control key & 2 user keys.



PRODUCT CODES

- LI1940 - LLP1020B-26D-LH Lock-SC
- LI1941 - LRP1020B-26D-RH Lock-SC
- LI2014 - LLP1020B-26D-LH Lock-SC (No cylinder)
- LI2015 - LRP1020B-26D-RH Lock-SC (No cylinder)

ASSOCIATED PRODUCTS

- L356 - BES9 Keyblank

SUITABLE ESCAPE DEVICES

PUSH PAD

- 2296 - Briton 1438 LH
- 2297 - Briton 1438 RH
- AS3105 - ASEC LH
- AS3106 - ASEC RH

PANIC LATCH

- L4084 - Briton 378 LH
- L4085 - Briton 378 RH
- AS3101 - ASEC LH
- AS3102 - ASEC RH

NB: Hand of escape device is opposite to LP1000.

INFORMATION

Handing see page 237

KABA Simplex/Unican 3000


Outside Operation : Thumbturn on entry of code or key
 Inside Operation : Thumbturn/lever handle or paddle handle - free exit
 Number Of Codes : 1
 Combinations : 1000+
 Code Length : 1 to 5
 Holdback : Yes (key)
 Latch : Operates with Adams Rite 4710/4720 mortice deadlatch
 Finish : SC

OPERATION

- Mechanical retraction of latch upon entry of correct sequence of code or by turning of key.

FEATURES

- Front body is non handed (although drive assembly is).
- Reversible latch uses Adams Rite lock case.
- Protective clutch mechanism.
- Fast code change whilst unit fitted to door.
- Key by-pass function.
- Hold back facility via code & cylinder.
- Choice of exit devices - see requirements for complete assembly.
- Choice of backset sizes 24/28/38mm.
- Code disable feature by key.
- Suits doors 35-57mm thick.

					L2641
Case Depth Required	Backset	Height	Width	Weather Resistant	
44	24	244	40	✓	
48	28	244	40	✓	
58	28	244	40	✓	

PRODUCT CODES

Please see section below for complete assembly requirements:

1. Combination Lock Housing
2. Drive Assembly
3. Lockcase
4. Faceplate
5. Striking Plate
6. Mounting Clips
7. Screw-in Cylinder
8. Egress Hardware

Complete Assembly Requirements

ORDER CODE	MODEL REFERENCE	FINISH	HAND	DESCRIPTION	REQUIREMENTS
L2641	3000-1	SC		Combination lock housing	1, 2 Combination Hardware
4893	3010	BLK	RH	24mm drive assembly	
3142	3020	BLK	LH	24mm drive assembly	
4902	3030	BLK	RH	28mm drive assembly	
1467	3040	BLK	LH	28mm drive assembly	
4332	4710-200			24mm backset	3, 4, 5, 6 Locking Hardware For Aluminium Doors
4336	4710-300			28mm backset	
4337	4710-400			38mm backset	
4399	24-4711-000	SAA		Flat faceplate	
4402	24-4710-000	SAA		Radius faceplate	
4514	4502-01	SAA		Flat strike plate	
4518	4502-02	SAA		Radius strike plate	
4711	4104-01			Mounting clips (pair)	
L2685	4720-401			38mm backset	3, 4, 5 Locking Hardware For Timber Doors
L2686	24-4720-001	SAA		Flat face plate	
L2687	4506-630			Flat strike plate	
L6109	A5 RM1CylKD	NP		Screw-in cylinder	7, 8 Egress Hardware
4609	4067	SAA		Thumbturn	
L10341	4568-011	SAA		Lever handle + cam	
L13453	4590-01	SAA		Paddle handle - pull to left	
L13454	4590-02	SAA		Paddle handle - pull to right	
L13455	4590-03	SAA		Paddle handle - push to left	
L13456	4590-04	SAA		Paddle handle - push to right (All paddle handles are universal and interchangeable)	

KABA Simplex/Unican 502I Lock


Outside Operation : Lever handle on entry of code
 Inside Operation : Lever handle free exit
 Number Of Codes : One
 Combinations : Thousands
 Code Length : 1 to 5
 Passage Set : N/A
 Latch : Heavy duty mortice deadlatch
 Finish : SC

OPERATION

- Mechanical retraction of latch upon entry of code
- Latch retracts when lever is turned in either direction.

FEATURES

- Non handed lock (reversible).
- 3 hour UL/ULC door rating.
- Ideal for controlling access to high traffic security sensitive areas.
- Installs on wood or metal doors.
- Quick and easy combination change to ensure continued maximum security (outside).
- Extra heavy duty - Ansi 156.2 Grade 1 Certified.
- Mechanical key override.
- Suits doors 35-57mm thick.
- For rebated doors see Associated Products.
- Code change from outside.



PRODUCT CODES

LI5615 - 502IXKWL-26D-4I SC
 C/W Round Cylinder

ASSOCIATED PRODUCTS

L656 - SC 13mm 9094 Rebate
 L655 - PB 13mm 9094 Rebate
 L658 - SC 25mm 9094 Rebate
 L657 - PB 25mm 9094 Rebate

KABA Simplex/Unican 503I Lock


Outside Operation : Lever handle on entry of code
 Inside Operation : Lever handle free exit
 Number Of Codes : One
 Combinations : Thousands
 Code Length : 1 to 5
 Passage Set : N/A
 Latch : Heavy duty mortice latch
 Finish : SC

OPERATION

- Mechanical retraction of latch upon entry of code
- Latch retracts when lever is turned in either direction.

FEATURES

- Non handed lock (reversible).
- 3 Hour UL/ULC fire door rating.
- Ideal for controlling high traffic security sensitive areas
- Installs on wood or metal doors.
- Quick and easy combination change to ensure continued maximum security (inside).
- Provides combination changes from secure interior side of door.
- Extra heavy duty - Ansi 156.2 Grade 1 Certified.
- Suits doors 35-57mm thick.
- Mechanical key override.
- For rebated doors see Associated Products.
- Code change from inside.



PRODUCT CODES

LI3917 - 503IXKWL-26D-4I SC
 C/W Round Cylinder

ASSOCIATED PRODUCTS

L656 - SC 13mm 9094 Rebate
 L655 - PB 13mm 9094 Rebate
 L658 - SC 25mm 9094 Rebate
 L657 - PB 25mm 9094 Rebate
 L4044 - 201484 KD SC Cylinder

KABA Simplex/Unican 6204 Lock

Outside Operation : Thumbturn on entry of code
 Inside Operation : By knob - free exit
 Number Of Codes : One
 Combinations : 1000+
 Code Length : 1 to 5
 Latch : Heavy duty mortice deadlatch
 Finishes : Black, gold & grey

OPERATION

- Mechanical retraction of latch upon entry of correct sequence of code.

FEATURES

- Factory handed left - field reversible.
- Reversible latch.
- Protective clutch mechanism.
- Fast code change whilst unit fitted.
- Suits doors 35-57mm thick.
- Light commercial & residential lock.
- For rebated doors see Associated Products.



PRODUCT CODES

LI1837 - 6204-85-4I Lock (Black)
 LI1838 - 6204-60-4I Lock (Gold)
 LI1839 - 6204-86-4I Lock (Grey)

ASSOCIATED PRODUCTS

L656 - SC 13mm 9094 Rebate
 L655 - PB 13mm 9094 Rebate
 L658 - SC 25mm 9094 Rebate
 L657 - PB 25mm 9094 Rebate

KABA Simplex/Unican 7102 Lock

Outside Operation : Thumbturn on entry of code
 Inside Operation : Thumbturn - free exit
 Number Of Codes : One
 Combinations : 1000+
 Code Length : 1 to 5
 Holdback : N/A
 Latch : Medium duty deadbolt
 Finishes : SC, PB

OPERATION

- Mechanical retraction of bolt upon entry of correct sequence of code.

FEATURES

- Non-handed units.
- Resersible bolt.
- Protective clutch mechanism.
- Fast code change whilst unit fitted.
- Suits doors 35-57mm thick.
- Light commercial & residential lock.
- For rebated doors see Associated Products.



PRODUCT CODES

L8620 - 7102-26D-41 (SC) Lock
 L8621 - 7102-03-41 (PB) Lock

ASSOCIATED PRODUCTS

L656 - SC 13mm 9094 Rebate
 L655 - PB 13mm 9094 Rebate
 L658 - SC 25mm 9094 Rebate
 L657 - PB 25mm 9094 Rebate

KABA Simplex/Unican 7104 Lock


Outside Operation : Thumbturn on entry of code
 Inside Operation : Thumbturn - free exit
 Number Of Codes : One
 Combinations : 1000+
 Code Length : 1 to 5
 Holdback : N/A
 Latch : Medium duty deadlatch
 Finishes : SC, PB

OPERATION

- Mechanical retraction of latch upon entry of correct sequence of code.

FEATURES

- Non-handed units.
- Reversible latch.
- Protective clutch mechanism.
- Fast code change whilst unit fitted.
- Suits doors 35-57mm thick.
- Light commercial & residential lock.
- For rebated doors see Associated Products.
- Backset adjustable between 60mm and 70mm.



PRODUCT CODES

L3288 - 7104-26D-41 (SC) Lock
 L3289 - 7104-03-41 (PB) Lock

ASSOCIATED PRODUCTS

L656 - SC 13mm 9094 Rebate
 L655 - PB 13mm 9094 Rebate
 L658 - SC 25mm 9094 Rebate
 L657 - PB 25mm 9094 Rebate

KABA Simplex/Unican 7106 Lock

Outside Operation : Thumbturn on entry of code
 Inside Operation : Thumbturn - free exit
 Number Of Codes : One
 Combinations : 1000+
 Code Length : 1 to 5
 Holdback : 90° turn of internal thumbturn
 Latch : Medium duty rim deadlatch
 Finishes : SC, Black
 (Rim case always black)

OPERATION

- Mechanical retraction of latch upon entry of correct sequence of code.

FEATURES

- Non-handed units.
- Reversible latch.
- Protective clutch mechanism.
- Fast code change whilst unit fitted.
- Suits doors 35-57mm thick.
- Light commercial & residential lock.



PRODUCT CODES

L4442 - 7106-26D-41 (SC) Lock
 L5898 - 7106-19-41 (Black) Lock

KABA Simplex/Unican 7108 Lock


Outside Operation : Thumbturn on entry of code
 Inside Operation : Thumbturn - free exit
 Number Of Codes : One
 Combinations : 1000+
 Code Length : 1 to 5
 Holdback : N/A
 Latch : Medium duty deadbolt
 Finish : SC

OPERATION

- Mechanical retraction of bolt upon entry of correct sequence of code.

FEATURES

- Non-handed units.
- Reversible bolt.
- Protective clutch mechanism.
- Fast code change whilst unit fitted.
- Suits doors 35-57mm thick.
- Light commercial & residential lock.
- For rebated doors see Associated Products.



PRODUCT CODES

LI1579 - 7108-26D-51 (SC) Lock

ASSOCIATED PRODUCTS

L656 - SC 13mm 9094 Rebate
 L655 - PB 13mm 9094 Rebate
 L658 - SC 25mm 9094 Rebate
 L657 - PB 25mm 9094 Rebate

KABA Simplex/Unican 917 Lock


Outside Operation : Thumbturn on entry of code
 Inside Operation : Thumbturn - free exit
 Number Of Codes : One
 Combinations : 1000+
 Code Length : 1 to 5
 Holdback : Yes
 Latch : Medium duty rim deadlatch
 Finish : SC

OPERATION

- Mechanical retraction of latch upon entry of correct sequence of code.

FEATURES

- Non-handed units.
- Reversible latch.
- Protective clutch mechanism.
- Fast code change whilst unit fitted.
- Suits doors 35-38mm thick.
- Light commercial & residential lock.



PRODUCT CODES

S00019 - 917-0000-26D-41
 (NL100 SC) Lock

KABA Simplex/Unican 919 Lock


Outside Operation : Thumbturn on entry of code
 Inside Operation : Thumbturn - free exit
 Number Of Codes : One
 Combinations : 1000+
 Code Length : 1 to 5
 Holdback : Yes
 Latch : Medium duty rim deadlatch
 Finish : SC, SB

OPERATION

- Mechanical retraction of latch upon entry of correct sequence of code.

FEATURES

- Non-handed units.
- Reversible latch.
- Protective clutch mechanism.
- Fast code change whilst unit fitted.
- Suits doors 44-54mm thick.
- Light commercial & residential lock.



PRODUCT CODES

4910 - 919-0000-26D-41
 (NL200 SC) Lock
 6018 - 919-0000-04-41
 (NL200 SB) Lock

KABA Simplex/Unican 919-3 Lock


Outside Operation : Thumbturn on entry of code
 Inside Operation : Small lever handle - free exit
 Number Of Codes : One
 Combinations : 1000+
 Code Length : 1 to 5
 Holdback : Yes
 Latch : Medium duty rim deadlatch
 Finish : SC

OPERATION

- Mechanical retraction of latch upon entry of correct sequence of code.

FEATURES

- Non-handed units.
- Reversible latch.
- Protective clutch mechanism.
- Fast code change whilst unit fitted.
- Suits doors 44-54mm thick.
- Light commercial & residential lock.



PRODUCT CODES

L683 - 919-3000-26D-41
 (NL200-03 SC) Lock

KABA Simplex/Unican 938 Lock

Outside Operation : Thumbturn on entry of code or by key
 Inside Operation : Thumbturn - free exit
 Number Of Codes : One
 Combinations : 1000+
 Code Length : 1 to 5
 Holdback : Yes
 Latch : Medium duty rim deadlatch
 Finishes : SC, SB

OPERATION

- Mechanical retraction of latch upon entry of correct sequence of code or by turning key.

FEATURES

- Non-handed units.
- Reversible latch.
- Protective clutch mechanism.
- Fast code change whilst unit fitted.
- Key override facility.
- Suits doors 44-54mm thick.
- Light commercial & residential lock.



PRODUCT CODES

6380 - 938-0000-04-41
 (NLM200 SB) Lock
 4916 - 938-0000-26D-41
 (NLM200 SC) Lock

KABA Simplex/Unican 904 Lock


Outside Operation : Thumbturn on entry of code
 Inside Operation : Thumbturn - free exit
 Number Of Codes : One
 Combinations : 1000+
 Code Length : 1 to 5
 Holdback : Yes
 Latch : Medium duty rim deadbolt
 Finish : SC

OPERATION

- Mechanical retraction of bolt upon entry of correct sequence of code.

FEATURES

- Non-handed units.
- Protective clutch mechanism.
- Fast code change whilst unit fitted.
- Suits doors 44-54mm thick.
- Light commercial & residential lock.



PRODUCT CODES

4901 - 904-0000-26D-41 Lock

KABA Simplex/Unican Latch Backset Extension

FEATURES

- Extends 70mm latch to 95mm or 127mm.
- Suits 1000, L1000, & 6200 series.



6287

PRODUCT CODES

- 6287 - 204022 95mm Extension
- 8019 - 204023 127mm Extension

KABA Simplex/Unican Filler Plate

FEATURES

- Wrap around plate to repair / strengthen application. Pre-drilled to accept 1000 / L1000.
- Suits 1000, L1000 series.



L3940

PRODUCT CODES

- L3940 - 201518 SC Filler Plate

KABA Simplex/Unican Riser Plate

FEATURES

- Spacer frame to compensate for thinner doors.
- Suits 917, 919, 938 and 904.



L8180

PRODUCT CODES

- L8180 - 74468 SC Riser Plate

KABA Simplex/Unican Spy Shield

FEATURES

- Security cover to prevent code entry being overseen.
- Suits 1000 & L1000 series.



S45

PRODUCT CODES

- S45 - 201600 Black Shield



Simplex/Unican Spy Shield

FEATURES

- Security cover to prevent code entry being overseen.
- Suits 900 series.



L846

PRODUCT CODES

L846 - 805 SC Shield



Simplex/Unican Mortice Deadlatch

FEATURES

- 70mm deadlatch, 16mm bolt.
- Suits 1000, L1000, & 6200 series.



L8184

PRODUCT CODES


L8184 - 204168 PB Latch
L8187 - 204168 SC Latch



Simplex/Unican Mortice Deadlatch

FEATURES

- 70mm deadlatch, 13mm bolt.
- Suits 6200 series.



L4614

PRODUCT CODES

L4614 - 204168 SC Latch



Simplex/Unican Mortice Deadlatch

FEATURES

- Adjustable 60-70mm deadlatch, 13mm bolt.
- Suits 7000 series.



L10246

PRODUCT CODES

L10246 - 54444 Adj SC Latch
L10245 - 54444 Adj PB Latch

KABA Simplex/Unican Rim Deadlatch

FEATURES

- Suits 7000 series.
- 60mm rim deadlatch case and strike.



PRODUCT CODES

L4969 - 4027 Black Deadlatch

KABA Simplex/Unican Combination Chamber

FEATURES

- Suits 1000, L1000, 3000 series.



PRODUCT CODES

7524 - 74366 (M-56) Chamber

KABA Simplex/Unican Combination Chamber

FEATURES

- Suits 6200 series.



PRODUCT CODES

L4587 - 74870 Chamber

KABA Simplex/Unican Combination Chamber

FEATURES

- Suits 7000 series.



PRODUCT CODES

L4585 - 74660 (M-71) Chamber



Simplex/Unican Combination Chamber

FEATURES

- Suits 900 series.



L923

PRODUCT CODES

- L923 - 74080 (M-55)
Chamber



Simplex/Unican Clutch Assembly

FEATURES

- Suits 1000 series.



L3823

PRODUCT CODES

- L3823 - 201430 Clutch



Simplex/Unican Clutch Assembly

FEATURES

- Suits L1000 series.



L3941

PRODUCT CODES

- L3941 - 201788 RH Clutch
L3942 - 201789 LH Clutch



Simplex/Unican Clutch Assembly

FEATURES

- Suits 7000 series.



L4617

PRODUCT CODES

- L4617 - 202027 Clutch



Simplex/Unican Clutch Assembly

FEATURES

- Suits 900 series.



L3824

PRODUCT CODES


L3824 - 74103 Clutch



Simplex/Unican Cylinder Removable Core

FEATURES

- Suits 1000 & L1000 series.



L4044

Please note: Key marked C is control key

PRODUCT CODES

L4044 - 201484 KD SC Cylinder
L4046 - 201484 KD PB Cylinder
L9944 - 201484 KA SC Cylinder
L9945 - 201484 KA PB Cylinder
L13413 - 201484 SC Cylinder
Keyed Alike in Pairs



Simplex/Unican Barrel Assembly

FEATURES

- Suits spring latch 900 series only.



L8179

PRODUCT CODES

L8179 - 74125 SC Barrel



Simplex/Unican Cylinder - Combination Plug

FEATURES

- Suits 1000 & L1000 series.



L4609

PRODUCT CODES

L4609 - 201787 SC



Simplex/Unican Cylinder - Passage Set

FEATURES

- Suits 1000 & L1000 series.



PRODUCT CODES

L4611 - 201818 SC



Simplex/Unican DF59 Installation Wrench Combination Code Change

FEATURES

- Suits 1000 & L1000 series.



PRODUCT CODES


L15446 - Kit Combination -
Change Key and Wrench



Simplex/Unican Key Passage Set

FEATURES

- Suits 1000 & L1000 series.



PRODUCT CODES

L3944 - 201422 (DF5)



Simplex/Unican Trim Plate

FEATURES

- Suits 1011, 1031, L1011 & L1031 series.



PRODUCT CODES

L12507 - 201736 Trim Plate SC



SIMPLEX/UNICAN Threaded Ring

FEATURES

- Suits 1000 & L1000 series.



PRODUCT CODES

L12506 - 204169 Threaded Ring SC



Simplex/Unican Thumbturn Return Spring Kit

FEATURES

- Suits 1000 & L1000 series.



L15443

PRODUCT CODES

- L15443 - 201019-000-01 & 20104-000-01
Knob Return Spring and Stop Plate Assembly



Simplex/Unican Lever Extension Spring

FEATURES

- Suits 1000 series.



L15444

PRODUCT CODES


- L15444 - Right Hand Stop Plate & Lever Extension Spring
L15445 - Left Hand Stop Plate & Lever Extension Spring



Simplex/Unican Screw Fixing Pack

FEATURES

- Suits 1000 & L1000 series.



L8183

PRODUCT CODES


- L8183 - 204210 Fixing Pack



Simplex/Unican Cylinder Retainer Screw

FEATURES

- Pack of 10.
- Suits 3000 series.



L12523

PRODUCT CODES

- L12523 - 44214 SC Screw



Simplex/Unican Lever Handle

FEATURES

- Suits 900 series.



1990

PRODUCT CODES

- 1990 - 74437 SC Lever



Simplex/Unican Drive Shaft Assembly

FEATURES

- Non key bypass versions
- Suits 1000 & L1000 series.



L3959

PRODUCT CODES

L3959 - 201050 Drive Shaft



Simplex/Unican Drive Shaft Assembly

FEATURES

- Key bypass versions
- Suits 1000 & L1000 series.



L4462

PRODUCT CODES

L4462 - 201547 Drive Shaft



Simplex/Unican Sleeve - Combination Change

FEATURES

- Suits 1000 & L1000 series.



L3957

PRODUCT CODES

L3957 - 201336 Sleeve



Simplex/Unican Sleeve - Passage Set

FEATURES

- Suits 1000 & L1000 series.



L4605

PRODUCT CODES

L4605 - 201350 Sleeve



Simplex/Unican Chamber Release Cam

FEATURES

- Suits 1000 & L1000 series.
- For units with passage set.



L4606

PRODUCT CODES

L4606 - 201351 Chamber Release Cam



Simplex/Unican Cam Lever Actuator Stud

FEATURES

- Suits 1000 & L1000 series.
- For units with passage set.



L4607

PRODUCT CODES

- L4607 - 201352 Cam Lever Actuator Stud



Simplex/Unican Internal Drive Sleeve

FEATURES

- Suits L1000 series.



L10606

PRODUCT CODES

- L10605 - 201727 LH Sleeve
L10606 - 201733 RH Sleeve



Simplex/Unican Spindle Kit

FEATURES

- Suits 7000 series.



L15447

PRODUCT CODES

- L15447 - 202007-000-01 & 202011-000-01
Together in kit 64769-000-01
(Tailpiece for Latch & Tailpiece for Combination Change)



Simplex/Unican Surface Strike

FEATURES

- Suits 900 series.



4914

PRODUCT CODES

- 4914 - 74464 SC (101) Strike
L4970 - 74464 SB (101) Strike



Simplex/Unican Turn Only

FEATURES

- Suits 900 series.



L12516

PRODUCT CODES

- L12516 - 74470 SC Turn



Intumescent Pack

SUITS THE FOLLOWING

- L17286 pack 1 suits 1000, L1000, 5000 & Eplex products.
- L17287 - Pack 2 suits 7000 series

FEATURES

- Pack 1 tested to 60 minutes.
- Pack 2 tested to 30 minutes.



PRODUCT CODES

- L17286 - Pack 1
- L17287 - Pack 2



1000 Series Service Repair Kit

KIT INCLUDES :

- Chamber, drive shaft assembly, clutch and knob return spring kit.



PRODUCT CODES

- L16413 - 1000 Series Re



Rebate Set

SUITS THE FOLLOWING

- Era 290-31, 291-31, 295-41 & 296-41.
- Lockey 1150, 2210, 2430, 2435, 2430DS & 2435K.
- Simplex/Unican 1000, L1000, 4000, 6000, 7000.
- ASEC 200 series.
- Codelocks 100, 200, 400 & 500 series (tubular latch on 500 series).



PRODUCT CODES

- L656 - 9094 13mm SC Rebate Set
- L655 - 9094 13mm PB Rebate Set
- L658 - 9094 25mm SC Rebate Set
- L657 - 9094 25mm PB Rebate Set

KeyCard Locking Systems


Ideal for Hotels, Student Accommodation and Apartment Blocks



R.F.I.D Electronic card locks have been specifically designed to work in conjunction with the hotel and accommodation industry. Card locking systems have become a recognised form of security throughout hotels, student accommodation and apartment blocks because of the administrators ability to manage multiple numbers of doors through one easy to manage software.

Stand Alone Access Control

- No External Wiring
- Simple Installation & Setup
- Various Lock Models to suit all applications
- Cancel lost/stolen KeyCards
- Mechanical Key Override
- Customised KeyCard printing
- Cleaner & Management KeyCards
- Attractive Trade discounts



For Special orders ring the Access Control Department on 08444 125 101 (Option 4)



Light Duty Digi-Lock

Introducing the first light duty push button locks by Kaba Simplex, offering a cost effective solution whilst still maintaining high quality and durability.

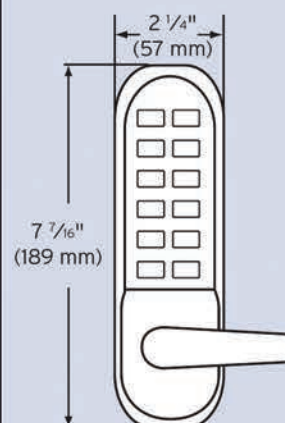
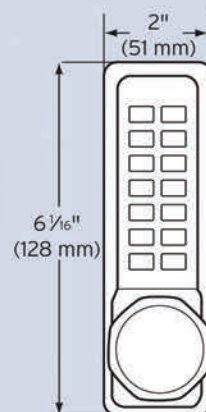
- Patented 'slide plate' prohibits unauthorised persons from determining the code.
- Available in satin stainless steel.
- Non handed.
- Latch holdback option easily changed - only one variant required.
- Single access code: one easy to manage code for all users.
- Suits metal or wood doors 35mm to 64mm.

**Light duty...
high quality**



LI7085

LI7086





Index

Battery Operated Locks

Briton® • Briton Cobra 698



• Codelocks 698 - 699



• Unican Eplex 699 - 700



• Paxton Easyprox 700



• Union Codelock 700

Battery Operated Locks

Briton Cobra CO-100

- Outside Operation : Lever handle on operation of code or via key override
 Inside Operation : Lever handle free exit
 Number Of Codes : 500
 Combinations : Hundreds
 Code Length : 3-6 digits
 Holdback : Yes (passage mode)
 Latch : 13mm latchbolt
 Finishes : Satin chrome

FEATURES

- Non handed - site reversible.
- Classroom / storeroom function means the unit is free to escape at all times.
- Door thickness - 44mm as standard.
- 4 x AA batteries.
- Cylinder : 6 pin Everest cylinder as standard FSIC and SFIC interchangeable formats available as special order. (small format interchangeable core).
- IP54.



PRODUCT CODES

L18150 - Briton CO-100 70mm SC



CLI1000 Digital Cabinet Lock

- Power : 2 x 1.5V AAA Cells
 Finish : Silver Grey
 Material : Zamac
 Low battery Warning : Yes
 Code levels : (Master, sub master & user)
 User code Length : 4 digits
 Lock open time : 4 Seconds

FEATURES

- Quick retrofit for cam locks.
- Electronic Lock.
- Locker mode.
- The lock will signal low battery to the user via the red LED flashing.
- Simple 10 button keypad.
- All codes are 4 digits long.
- Battery powered.
- All parts/fixing/templates included.
- Silver Grey finish.

OPERATION

- Battery powered digital lock.



PRODUCT CODES

L15135 - CLI1000 Boxed
 L15676 - CLI1000 Visi

IP54 when used with gasket: CL1000DG



4000 Series

- Door Thickness : 35mm - 65mm
 Spindle types : 8mm spring loaded
 Body Material : Zinc alloy
 Finish : P.V.D (physical vapor deposition)
 : Stainless steel
 Batteries : 4 x AA cells
 Battery Life : 500,000 operations @ 2,900mAh
 Number of Codes : 90
 Combinations : millions
 Code Length : 4 - 6 digits
 Key Override : Yes
 Keyed Alike : Optional
 Programming : Via keypad
 Passage Mode : Yes

MORTICE LATCH

- Usage : Medium duty
 Follower : 8mm
 Backset : 60mm
 Required hole : 25mm diameter & 82mm deep



PRODUCT CODES

L15765 - CL4010K

Battery Operated Locks



4000 Series

- Door Thickness : 35mm - 65mm
- Spindle types : 8mm spring loaded
- Body Material : Zinc Alloy
 - Finish : P.V.D (physical vapor deposition)
 - Stainless steel
- Batteries : 4 x AA Cells
- Battery Life : 500,000 operations @ 2,900mAh
- Number of Codes : 90
- Combinations : Millions
- Code Length : 4 - 6 digits
- Key Override : Yes
- Programming : Via keypad
- Passage Mode : Yes

MORTICE LATCH

- Usage : Medium duty
- follower : 8mm
- Backset : 60mm
- Required hole : 25mm diameter & 82mm deep



LI5763

PRODUCT CODES

LI5763 - CL4010L

Case Depth Required	Backset	Height	Width	Weather Resistant
85	60	171	63	NO



5000 Series

- Number Of Codes : 90 different user codes
- Combinations : Millions
- Code Length : 4, 5 or 6 digits long
- Passage Mode : Yes
 - Latch : Mortice latch
 - Finishes : Stainless Steel

FEATURES

- Non handed.
- Medium duty for internal and external application.
- PVD Weather resistant.
- Connections for remote release by desk button or alarm.
- Tamper alarm & low battery warning.
- The non volatile memory retains settings when batteries are changed.
- Automatic fire alarm release.
- Incorrect code alarm.
- Suits doors to 35-65mm thick.
- Over 500,000 operations from 4 AA batteries.



LI4148

PRODUCT CODES

LI4148 - 5010 SS Lock

Case Depth Required	Backset	Height	Width	Weather Resistant
85	60	198	70	✓

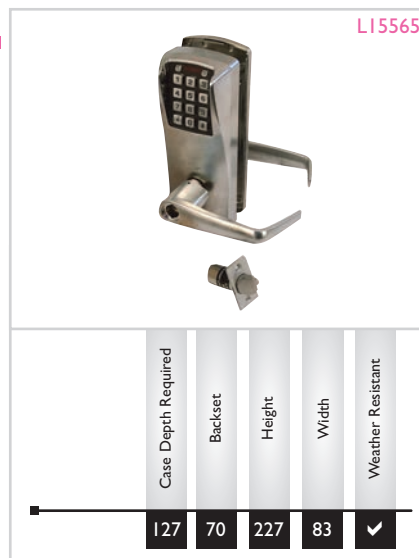


Unican Eplex 2000 SC

- Function : Electronic push button lock
- Locking Device : Cylindrical latch
- Power Input : Battery operated (AA x 3)
- Battery Life Span : 100,000 operations
- Handing : Non handed
- Key Override : Yes
- Operational Modes : Pin access, lockout and passage
- Code Length : 4-8 digits
- Re-lock Time : 2 -20 seconds adjustable
- Programming : Via keypad
- Fire Rating : UL 10C (Latch)
- Finishes : Satin chrome (26D)

FEATURES

- No wiring through door.
- Easily installed on wood or metal doors.
- Vandal resistant keypad.
- Suits 35-64mm thick doors.



LI5565

PRODUCT CODES

LI5565 - E2031XSLL-626-41 SC

Case Depth Required	Backset	Height	Width	Weather Resistant
127	70	227	83	✓

Battery Operated Locks



Unican Eplex 5000

Outside Operation : Lever handle on operation of code
 Inside Operation : Lever handle free exit
 Number Of Codes : 100 access codes
 Combinations : 100
 Code Length : 4-8 digits
 Holdback : N/A
 Latch : 13mm throw latch
 floating face plate/
 19mm throw latch
 bevelled face plate
 Finishes : Satin Chrome

FEATURES

- Non handed.
- Requires no wiring through door.
- Passage can be set on/off or programmed to re-lock after a specific period.
- Codes can be set to manager, user or service level.
- Battery life up to 180,000 cycles (4 AA Alkaline batteries).
- User access programmed at the lock or managed with optional microsoft excel based software.
- Anti-tamper lockout disables lock after 3-9 invalid entry attempts for up to 90 seconds.
- Suits 35-57mm thick doors.
- Key override.

OPERATION

- Extra heavy duty for external and internal applications.
- 3 easy operations modes - combination pin, passage, lockout.
- Time interval between combination & re-lock is variable from 2-20 seconds.



L14628

PRODUCT CODES

L14628 - E5031XKWL-626-41 SC

Case Depth Required	Backset	Height	Width	Weather Resistant
127	70	222	85	✓



746 - 001 Easyprox Compact

Outside Operation : Lever handle & proximity access
 Number of Users : 10,000
 Number of Card Packs : 100
 Door Open Time : 1-60 sec
 Access Levels : 3
 Operating Temperature : 0°C - 55°C
 Battery Type : Paxton pack
 Typical Battery Life : 30,000 operations or up to 5 years

FEATURES

- Battery powered - no need to wire it to the mains.
- Approximately 30,000 operations on one battery pack.
- Low battery warning.
- Uses proximity cards and fobs.
- Anti shim plunger - prevents cards from opening the lock.
- Surface mounted - no specialist tools required.
- Internal use only.



L16211

PRODUCT CODES

L16211 - Lock 746-927 Easy Prox Compact

ASSOCIATED PRODUCTS

L13236 - Card Pack 10 - 830-010G
 L13239 - Card Pack 25 - 830-025G
 L13241 - Card Pack 50 - 830-050G
 L13224 - Fob Pack 10-820-010G
 L13227 - Fob Pack 25-820-025G
 L13230 - Fob Pack 50-820-050G
 L13233 - Fob Pack 100-820-100G
 L13222 - Function Card Pack 820-000

NB. Keypad version available -
 L17035 - Keypad 746-583 Compact

Case Depth Required	Backset	Height	Width	Depth	Weather Resistant
95	60	194	60	30	NO




Codehandle Lever Furniture

Outside Operation : Lever handle on operation of code
 Inside Operation : Lever handle free exit
 Number of Codes : 9 user codes and 1 master code
 Battery Type : 2x CR2, 3V lithium batteries
 Typical Battery Life : Approximately 100,000 operations

FEATURES

- Supplied as lever handle set complete with roses, spindles & fixings.
- Entering an incorrect code 5 times blocks handle for 3 minutes.
- Manual or automatic locking.
- Low battery indicator when 500 operations remain.
- Visual and acoustic feedback.



L17470

PRODUCT CODES

L17469 - J-E1200-02 LH-SS LH
 L17470 - J-E1200-02 RH-SS RH